



Migrations from Rumelia and the Balkans to the Republic of Turkiye and Population Growth Forecasts for 2020 (Demographic Forecasts)

Prof. Dr. Necdet TEKİN

Mathematics-Statistics Retired Faculty Member
RUBASAM Board Member
Former Turkish Minister of National Education





- **RUBASAM:** It operates in the fields of social, economic, cultural, education, art, tourism, health and legal research related to Rumeli-Balkans.
- This statistical study is a population estimation study conducted on behalf of RUBASAM (Rumeli Balkan Center for Strategic Studies). It aims to estimate the growth of the number of immigrants from Rumelia and the Balkans to Anatolia (Turkiye) lands before and after the establishment of Turkish Republic in 1923 until 2020.

Creating A Nation State


- As a result of many wars such as the 1877-1878 Russian War before 1923, the Balkan War of 1912-1913, the First World War of 1914-1918, the Turkish population, who survived the genocide in Rumelia and the Balkans, either emigrated or preferred to stay in these lands with the belief that the situation would improve.
- The New Republic of Turkiye, which was established at the end of the War of Independence, faced the drastically reduced population of Anatolia. Moreover, the population of Anatolia was tired, old, and far from productive due to various diseases.
- The population was needed for the future of the country
- Based on this principle, the founders of the Republic especially supported and encouraged immigration from the Balkans and Rumelia, provided that they were of Turkish descent, had a consciousness of Turkishness, and were committed to Turkish culture.
- «.. The population of the country is at a regrettable level. I think that all Anatolian people do not exceed eight million.... Now we want to make up for this.. It is necessary to bring the same race and culture from outside of the national border and provide them with a prosperous life. If it is possible to bring it from Russia, we will bring it from there too ... But I think It is necessary to transfer the Turks from Western Thrace.”-**Mustafa Kemal Ataturk**

Study Design

- The study is a Population Estimation (Demography Model) study using statistical methods on the number of immigrants from Yugoslavia, Greece, Bulgaria and Romania in 1923 and the following years.
- Issues such as the political and humanitarian reasons of migrations, post-war environments, bilateral interstate migration agreements, forced migration, massacres and historical developments have not been addressed.
- **At the first stage:** For each year (if available), including 2019, based on the year 1923; The numbers of immigrants coming to Turkiye were taken from the relevant sources (books, articles, presentations, foreign archive information, archive records of the Turkish Grand National Assembly and Institutions, etc.).
- **In the second stage:** The number of immigrants, which is not given on a yearly basis in the sources, but given as "Year Ranges", "The number of immigrants per year" is calculated by dividing the number of immigrants by the number of years in the interval.
- **In the third stage;** According to the sources, the arrival of the Immigrants to Turkiye and the registration of the immigrants were evaluated by assuming that the migrations, which were stated as "completed in one year" or "completed in a maximum of one and a half years", were within the "year" in which their procedures were completed.
- **In the fourth stage:** Due to the problems in the sending countries, the number of immigrants coming to Turkiye in some years was very low on a yearly basis, these numbers were either taken as the same or combined so as not to exceed 100 immigrants in total, the number of immigrants obtained was "assigned to one year" and evaluated as the number of immigrants of that year.

Study Design

- We aimed to estimate the growth of the number of immigrants in migrations from Rumelia and the Balkans to Anatolia (Turkiye) before and after the establishment of Turkish Republic in 1923 until 2020.
- This research includes calculating and finding the expected value (growth) of the population that migrated into the borders of Turkiye in certain years.
- This study is a population estimation model (Demography) study in which the population growth rates of that year are applied as cumulative number of immigrants prepared on a yearly basis.



In the first part, predictions were made for the year 1923 and after



Predictions were made before 1923 (Ottoman Period)



Total estimates were calculated by combining the estimates before and after 1923

Generating Numerical Data

- The most valuable thing in statistical research is numerical data and their degree of accuracy. If the accuracy of the numerical data series is disputable, the research will not yield the desired results, no matter how good the model you will set up and the calculations to be made, and the margin of error of the results (estimates) will be debatable.
- In terms of the number of immigrants, serious numerical differences were encountered between the domestic and foreign historians or between the country of immigration (state records or the historians of that country) and the records in Turkiye. In cases where these differences are not at an acceptable level, the large differences in the number of immigrants are not taken into account, based on the reliability of the source.
- The number of immigrants is usually given as the amount of immigration between certain years. For example, some data were given intertwined in different sources (number of immigrants between 1935-49) and (number of immigrants between 1940-1950). By evaluating this difficulty, the margin of error has been reduced and the annual number of immigrants has been calculated by us.
- The number of immigrants given in the range of years has been used by being evenly distributed over the years.

Immigrants from Yugoslavia-Macedonia in the Period 1923-2020-Table 1

Years	Immigrants from Yugoslavia		Years	Immigrants from Yugoslavia
1923	11,130		1970	11,291
1924	11,130		1971	2,754
1925	11,130		1972	1,156
1926	11,130		1973	155
1927	11,130		1974	47
1928	11,130		1975	126
1929	11,130		1976	99
1930	11,130		1977	94
1931	11,130		1978	41
1932	11,150		1979	179
1952	73		1980	151
1953	1,113		1981	95
1954	9,728		1982	162
1955	17,000		1983	184
1956	31,969		1984	202
1957	30,162		1985	800
1958	18,403		1986	375
1959	18,403		1987	331
1960	23,304		1988	615
1961	14,091		1989	439
1962	8,399		1990	224
1963	20,603		1991	151
1964	4,288		1992	161
1965	1,998		1993	331
1966	3,672		1994	20,528
1967	3,452		1995	327
1968	13,472		1996	17,746
1969	12,233			

* "Acceptances" made by us are indicated in red in the tables.

Immigrants from Bulgaria in the Period 1923-2020-Table 2₈

Years	Immigrants from Bulgaria		Years	Immigrants from Bulgaria
1924	10.000		1947	8.769
1925	10.000		1948	3.277
1926	10.000		1949	1.670
1927	10.000		1950	62.180
1928	10.000		1951	112.208
1929	10.000		1956	89
1930	10.000		1960	42
1931	10.000		1969	2.842
1932	10.000		1970	10.543
1933	1.107		1971	10.189
1934	18.652		1972	10.421
1935	24.923		1973	5.332
1936	11.730		1975	14.135
1937	13.490		1977	12.000
1938	20.542		1978	35
1939	27.769		1989	225.863
1940	17.004		1990	52.643
1941	13.803		1991	17.950
1942	2.672		1992	3.092
1943	1.145		1994	438

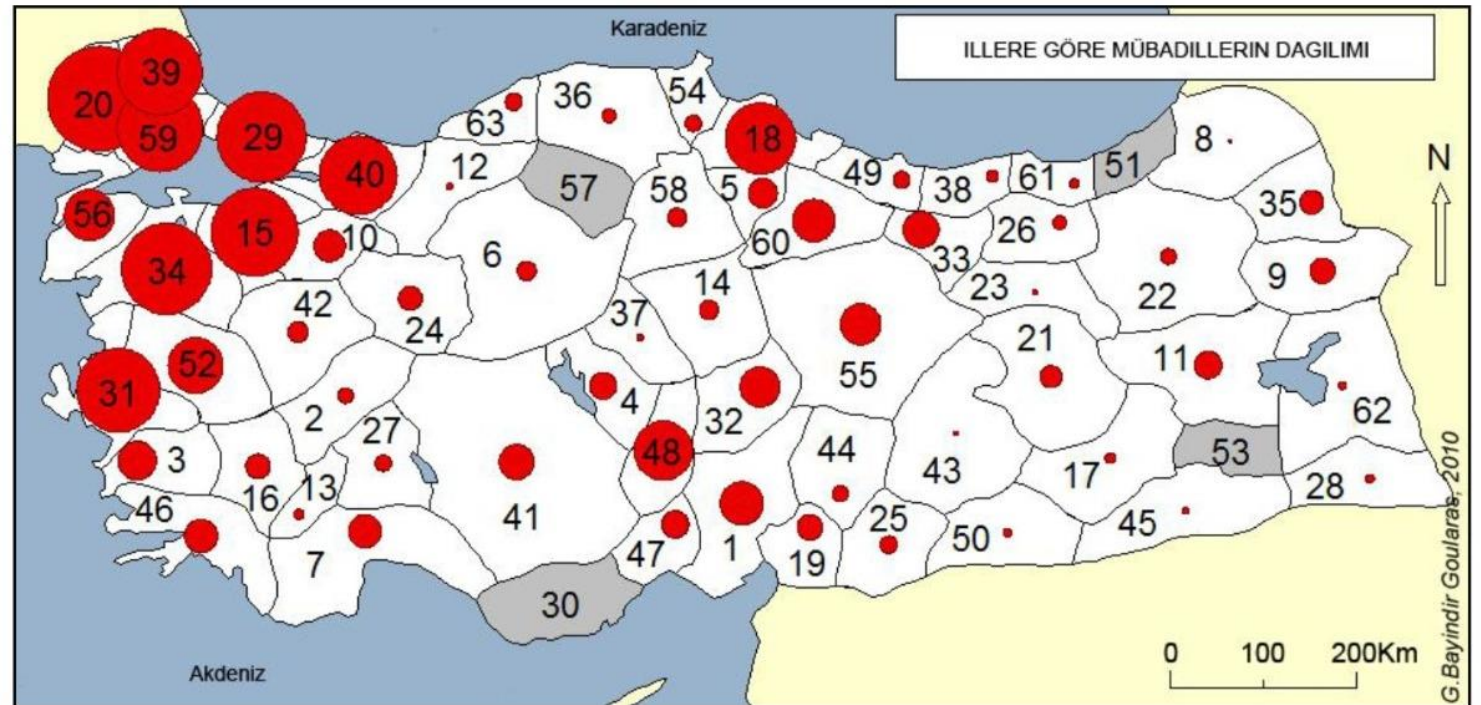
Immigrants from Romania in the Period 1923-2020-Table 3 ⁹

Year	Immigrants from Romania
1923	10,000
1925	18,000
1926	26,000
1930	7,321
1936	61,570
1991	15,000

Immigrants from Greece in the Period 1923-2020 (Exchange)-Table 4

Year	Immigrants from Greece
1923	60,000
1924	196,000
1925	200,000
1934	10,000
1935	10,000
1937	11,788
1941	30,000

Harita 1. Mübadillerin Türkiye’de Dağılımı 1923-1925



Method Used in Calculations

- The number of immigrants assigned to each year was taken as the «independent migrant population» for the first ($n=0$) year without any change.
- The number of independent migrant populations in the first year is multiplied by the growth rate (speed) of the year it belongs to, and the annual independent migrant increase is found. Adding this increase to the independent migrant population in the first year, The number of immigrants for the second year has been calculated. The same process was repeated for the second year, the third year estimation, the fourth year estimation applied to the third year, and the cumulative growth estimation for 2020 applied to the year 2019.
- **Mathematically;**
- $N(n)$: n. Immigrant Population per Year
- $H(n)$: n. Population Growth (%) per year
- $M(n) = N(n) \times H(n)$
- $N(n+i) = N(n) + M(n)$
- $n = 0,1,2,3,\dots,n$
- $i = 1,2,3,\dots$

Growth Models

- **Model A** is the model in which we make predictions using immigrant numbers (series) after 1923 (the conditions and mathematical structure of which we have given on the previous page).
- In our models, Annual Growth Rates (Ratios) used after 1927 are based on the values given by TUIK.
- There is no clear information about the population of Türkiye in 1923. Because the first census of the Republic was made in 1927.
- It is stated in the speeches of state administrators, especially Mustafa Kemal Atatürk, in the press, in the minutes of the speeches of the Grand National Assembly of Türkiye, and in the Nutuk that the population in 1923 was **eight million**.
- In our study, we have taken the Population Quantity of Türkiye in 1923 as eight million.
- In the first census in 1927, Türkiye's population was found to be 13,648,270.
- The difference between the population of Türkiye in 1923 and the population of Türkiye in 1927 was 5,648,270.
- This difference is a population difference that occurred in only four years. Average population growth per year was 1 million 412 thousand 068.
- TUIK cannot give the growth rates for the years between 1923 and 1927. We used the highest growth rate (3.06%) among the growth rates calculated by TUIK for Türkiye between 1923 and 1927, and the official growth rates given by TUIK for the other years in our model, in Model (A).

Population of Turkiye and Population Growth Rates (%)-Table 5

Year	Population of Turkiye	Annual Population Growth of Turkiye (%) TUIK official growth rates
1923	8,000,000	
1927	13,648,270	---
1935	16,158,018	2,29
1940	17,820,950	2,05
1945	18,790,174	1,08
1950	20,947,188	2,29
1955	24,064,763	2,97
1960	27,754,820	3,06
1965	31,391,421	2,62
1970	35,605,176	2,68
1975	40,347,719	2,66
1980	44,736,957	2,17
1985	50,664,458	2,64
1990	56,473,035	2,29
2000	67,803,927	2,00
2007	70,586,256	0,58
2008	71,517,100	1,31
2009	72,561,312	1,48
2010	73,722,988	1,6
2011	74,724,269	1,35
2012	75,627,384	1,2
2013	76,667,864	1,37
2014	77,695,904	1,34
2015	78,741,053	1,34
2016	79,814,871	1,35
2017	80,810,525	1,24
2018	82,003,882	1,47
2019	83,154,997	1,39
2020	83,614,362	0,55

Source: TUIK

According to MODEL A, Estimated Population of Immigrants Coming to Turkiye by Years and Total Immigrant Population Forecast for 2020-Table 6

Year	Population of Turkiye	Annual population growth of Turkiye (%)	Immigrants from Yugoslavia and Macedonia	Immigration from Bulgaria	Immigration from Romania	Immigration from Greece	Total Immigrant Population
1923	8,000,000		11,130	10,000	10,000	60,000	91,130
1927	13,648,270	3,06	59,162	53,155	57,195	494,664	664,176
1935	16,158,018	2,29	133,358	154,731	76,801	613,521	978,411
1940	17,820,950	2,05	147,659	244,926	151,835	691,847	1,236,267
1945	18,790,174	1,08	155,866	267,574	160,275	761,756	1,345,471
1950	20,947,188	2,29	174,600	364,442	179,538	852,719	1,571,299
1955	24,064,763	2,97	230,457	536,940	207,897	987,034	1,962,328
1960	27,754,820	3,06	388,948	624,624	241,792	1,147,899	2,403,263
1965	31,391,421	2,62	460,250	710,869	275,178	1,306,722	2,753,019
1970	35,605,176	2,68	571,316	825,015	314,153	1,491,748	3,202,232
1975	40,347,719	2,66	656,226	973,268	358,287	1,701,338	3,689,119
1980	44,736,957	2,17	731,373	1,096,691	398,997	1,895,172	4,122,233
1985	50,664,458	2,64	835,033	1,249,907	454,740	2,159,363	4,699,043
1990	56,473,035	2,29	937,342	1,683,615	509,321	2,419,034	5,549,312
2000	67,803,927	2	1,186,786	2,079,193	639,187	2,951,127	6,856,293
2007	70,586,256	0,58	1,236,350	2,166,028	665,882	3,076,902	7,145,162
2008	71,517,100	1,31	1,252,654	2,194,592	674,663	3,116,150	7,238,059
2009	72,561,312	1,48	1,270,944	2,226,635	684,514	3,161,390	7,343,483
2010	73,722,988	1,6	1,291,291	2,262,282	695,473	3,211,743	7,460,789
2011	74,724,269	1,35	1,308,829	2,293,008	704,918	3,255,819	7,562,574
2012	75,627,384	1,2	1,324,648	2,320,721	713,438	3,295,453	7,654,260
2013	76,667,864	1,37	1,342,872	2,352,649	723,253	3,340,469	7,759,243
2014	77,695,904	1,34	1,360,879	2,384,196	732,951	3,385,330	7,863,356
2015	78,741,053	1,34	1,379,185	2,416,268	742,811	3,430,860	7,969,124
2016	79,814,871	1,35	1,397,993	2,449,219	752,941	3,477,611	8,077,764
2017	80,810,525	1,24	1,415,433	2,479,772	762,334	3,521,229	8,178,768
2018	82,003,882	1,47	1,436,335	2,516,392	773,591	3,572,755	8,299,073
2019	83,154,997	1,39	1,456,497	2,551,715	784,450	3,623,060	8,415,722
2020	83,614,362	0,55	1,464,543	2,565,811	788,784	3,644,878	8,464,016

Estimates of the Number of Immigrants from the Balkans and Rumelia (Anatolia) to Turkiye Before 1923

Number of Immigrants from Rumelia (Estimated):

1919-1923 68,875 (1)

1913-1923 200,000, (4)

1912-1923 (from starboard) 97,000 (2)

Total 365,875 Immigrants from Bosnia, Sandzak, Macedonia

1879-1918 (Bosniak Migration) 120,000-150,000 (2),(3)

65,000 from Greece after the 1912-1913 Balkan War (3)

Estimation of immigrants from Rumelia before 1923 (Republic) Total Number: 580,875

Number of Immigrants from the Balkans (Estimated):

1812 200,000 immigrants from Romania. (5)

24,500 immigrants from Bulgaria with the 1893-1902 Agreement. (6)

640,000 Immigrants from the Balkans after the 1912-1913 Balkan Wars (7)

845,861/850,000 immigrants to Anatolia after the 1878-1879 Ottoman-Russian War. (8)

1806-1812 140,000 Turks from the Balkans to Anatolia via Istanbul (9)

Immigrants from the Balkans before 1923 (Republic) Total Number: 1,954,500

**Total Estimated Number of Immigrants from Rumelia and the Balkans:
580,873 +1,954,500=2,535,373**

Total Minimum Estimated Number of Immigrants from Balkan and Rumelia to Turkiye for 2020

- Minimum growth forecast of immigrants arriving after 1923 for 2020: Model (A) = 8,464,016
- The minimum growth forecast of immigrants before 1923 with raw data for 2020: Model (A1) = 19,177,372
- The Sum of these two values will give an estimate of the Total minimum number of immigrants coming to Turkiye from Balkan and Rumelia for 2020.
- Minimum total number of immigrants was $(A)+(A1)=27,641,388$

Total (Maximum) Number of Immigrants entering (incoming) Turkiye (Anatolia) until 2023

- The raw data of those who arrived before 1923 were calculated on a yearly basis until 1923, with an annual growth rate of .055%, which is the "smallest growth rate" given by TUIK, on a yearly basis for each data, based on the year in which the migration started.
- From Rumeli: 644,671
- From the Balkans: 2,547,563
- TOTAL: 3,192,234
- The growth forecast of immigrants who came after 1923 for 2020 is, (A) = 8,464,016
- By using Model A (3.06%), the maximum growth forecast of immigrants arriving before 1923 for 2020; (A2)=23,447,862 calculated.
- The Sum of these two values: The Total Maximum estimation of the number of Immigrants coming to Turkiye from the Balkans and Rumelia for the year 2020; (A) +(A2) = **31,911,878**

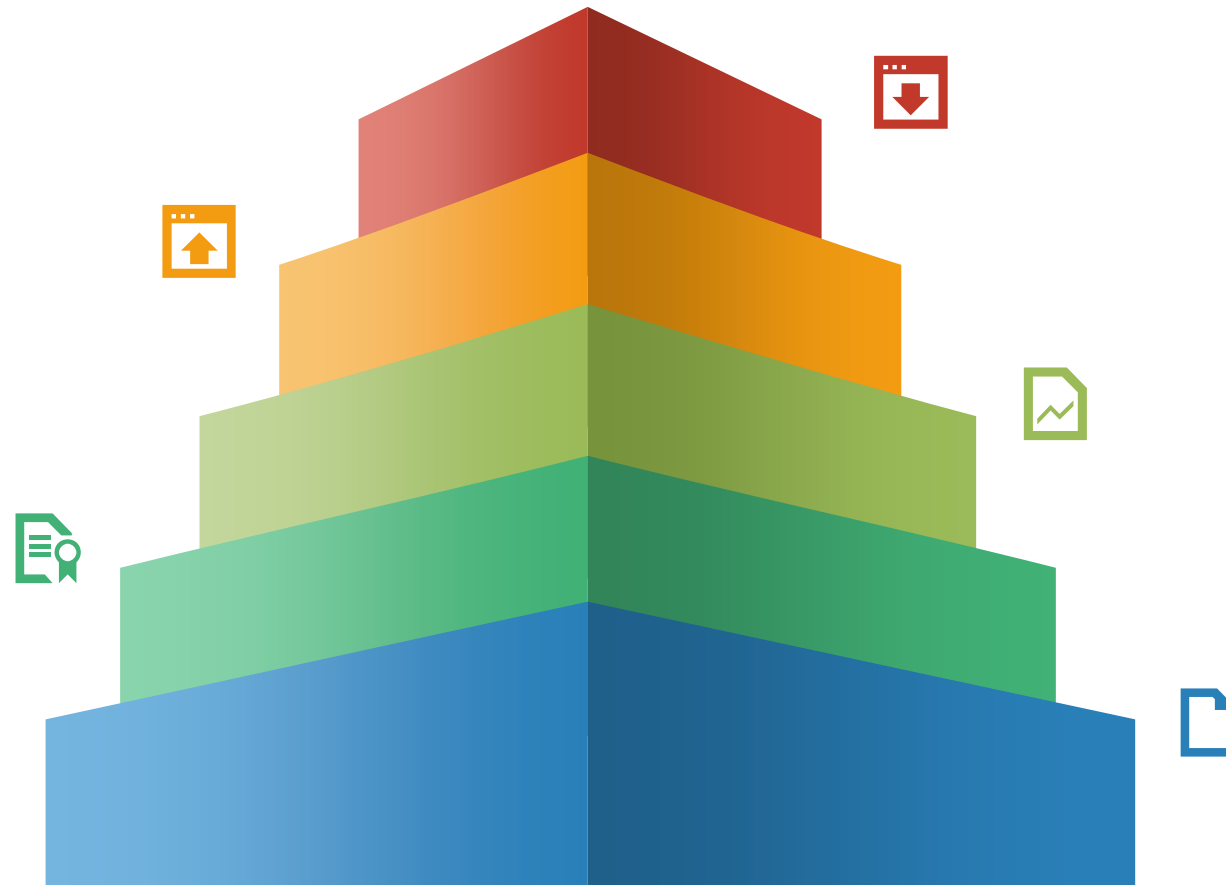
Research Limitations

- The fact that the numbers and years of immigrants could not be found accurately, the arrangement and determination of statistical number sequences and the conflicting information about the number of immigrants limited us.
- Our model is a mathematically and statistically simple and only bivariate growth model. Our first variable is “The Growth Rates of the Population on the Basis of Years”; These data are official data obtained from TUIK. Our second variable is the statistical number series consisting of the number of immigrants on a yearly basis (that we can find).
- In Scientific Model Studies, sometimes researchers have to make some assumptions.
- In the arrangement of the data we used in our model and when the official growth rates are unknown (not given by TUIK), the years in which the immigrants completed the migration process could not be determined, and for some cases, we made some assumptions by explaining the reason. This is the natural consequence of using the scientific model.
- As with any Statistics research, the outputs have margins of error (for various reasons). In our study, the margin of error arising from the model is quite small (0.1%). This is the margin of error, which consists of rounding numbers after six digits. If there is an error; It consists of the fact that the data cannot be clearly found in the sources or cannot be determined clearly. It was not possible to measure or estimate this in our study.
- The historical periods we work with are the extraordinary conditions of immigration, wars, exiles, massacres and periods of death. These are the periods when immigration records could be kept with difficulty or the records that were kept could not be reached today. It is the period when the number of immigrants going for their own interests in the new states established at the end of the wars is greatly exaggerated or when the immigrants disappear on the roads.

Results

- Total Number of Population Reachable by Immigrants from Rumelia and the Balkans to Turkiye (Anatolia) for 2020;
 - **Maximum approximately 32million**
 - **Minimum is approximately 27,650,000**

Appendix & References



Model A Results (With 3.06%)

Country origin of migration	Population (2020)	Percentage in Türkiye Population (%)
Yugoslavia	1,464,543	1,75
Bulgaria	2,565,811	3,07
Romania	788,784	0,94
Greece	3,644,878	4,36
Total	8,464,016	10,12
Population Türkiye (2020) *	83,614,362	-
*TUIK		

Appendix Table 1: Growth Estimates of the Number of Buyers From Rumelia to Anatolia (0.55%) According to the Growth Rate Until 1923

Demografi								
Yıl	Türkiye Nüfusu	Nüfus Artış Oranı (%)	Rumeli'den Gelen Göçmen Sayısı	Rumeli'den Göçen Nüfus	1879	1912	1913	1919
1879			150,000.00	150,000.00	150,000.00			
1880		0.0055		150,825.00	150,825.00			
1881		0.0055		151,654.54	151,654.54			
1882		0.0055		152,488.64	152,488.64			
1883		0.0055		153,327.32	153,327.32			
1884		0.0055		154,170.63	154,170.63			
1885		0.0055		155,018.56	155,018.56			
1886		0.0055		155,871.17	155,871.17			
1887		0.0055		156,728.46	156,728.46			
1888		0.0055		157,590.46	157,590.46			
1889		0.0055		158,457.21	158,457.21			
1890		0.0055		159,328.73	159,328.73			
1891		0.0055		160,205.03	160,205.03			
1892		0.0055		161,086.16	161,086.16			
1893		0.0055		161,972.14	161,972.14			
1894		0.0055		162,862.98	162,862.98			
1895		0.0055		163,758.73	163,758.73			
1896		0.0055		164,659.40	164,659.40			
1897		0.0055		165,565.03	165,565.03			
1898		0.0055		166,475.64	166,475.64			
1899		0.0055		167,391.25	167,391.25			
1900		0.0055		168,311.90	168,311.90			
1901		0.0055		169,237.62	169,237.62			
1902		0.0055		170,168.43	170,168.43			
1903		0.0055		171,104.35	171,104.35			
1904		0.0055		172,045.43	172,045.43			
1905		0.0055		172,991.68	172,991.68			
1906		0.0055		173,943.13	173,943.13			
1907		0.0055		174,899.82	174,899.82			
1908		0.0055		175,861.77	175,861.77			
1909		0.0055		176,829.01	176,829.01			
1910		0.0055		177,801.57	177,801.57			
1911		0.0055		178,779.47	178,779.47			
1912		0.0055	162,000.00	341,762.76	179,762.76	162,000.00		
1913		0.0055	200,000.00	543,642.46	180,751.46	162,891.00	200,000.00	
1914		0.0055		546,632.49	181,745.59	163,786.90	201,100.00	
1915		0.0055		549,638.97	182,745.19	164,687.73	202,206.05	
1916		0.0055		552,661.98	183,750.29	165,593.51	203,318.18	
1917		0.0055		555,701.62	184,760.92	166,504.28	204,436.43	
1918		0.0055		558,757.98	185,777.10	167,420.05	205,560.83	
1919		0.0055	68,850.00	630,681.15	186,798.88	168,340.86	206,691.42	68,850.00
1920		0.0055		634,149.90	187,826.27	169,266.73	207,828.22	69,228.68
1921		0.0055		637,637.72	188,859.31	170,197.70	208,971.28	69,609.43
1922		0.0055		641,144.73	189,898.04	171,133.79	210,120.62	69,992.28
1923		0.0055		644,671.03	190,942.48	172,075.02	211,276.28	70,377.24

Appendix Table 2: Growth Estimates of the Number of Immigrants From the Pre-Republican Balkans to Anatolia (0.55%) According to the Growth Rate until 1923

Yıl	Türkiye Nüfusu	Nüfus Artış Oranı (%)	Balkanlardan Gelen Göçmen Sayısı	Balkanlardan'dan Göçen Nüfus	1806	1812	1878	1893	1912
1806			140,000.00	140,000.00	140,000.00				
1807		0.0055		140,770.00	140,770.00				
1808		0.0055		141,544.24	141,544.24				
1809		0.0055		142,322.73	142,322.73				
1810		0.0055		143,105.50	143,105.50				
1811		0.0055		143,892.58	143,892.58				
1812		0.0055	200,000.00	344,683.99	144,683.99	200,000.00			
1813		0.0055		346,579.75	145,479.75	201,100.00			
1814		0.0055		348,485.94	146,279.89	202,206.05			
1815		0.0055		350,402.62	147,084.43	203,318.18			
1816		0.0055		352,329.83	147,893.40	204,436.43			
1817		0.0055		354,267.64	148,706.81	205,560.83			
1818		0.0055		356,216.12	149,524.70	206,691.42			
1819		0.0055		358,175.31	150,347.08	207,828.22			
1820		0.0055		360,145.27	151,173.99	208,971.28			
1821		0.0055		362,126.07	152,005.45	210,120.62			
1822		0.0055		364,117.76	152,841.48	211,276.28			
1823		0.0055		366,120.41	153,682.11	212,438.30			
1824		0.0055		368,134.07	154,527.36	213,606.71			
1825		0.0055		370,158.81	155,377.26	214,781.55			
1826		0.0055		372,194.68	156,231.84	215,962.85			
1827		0.0055		374,241.75	157,091.11	217,150.64			
1828		0.0055		376,300.08	157,955.11	218,344.97			
1829		0.0055		378,369.73	158,823.86	219,545.87			
1830		0.0055		380,450.77	159,697.40	220,753.37			
1831		0.0055		382,543.25	160,575.73	221,967.51			
1832		0.0055		384,647.23	161,458.90	223,188.34			
1833		0.0055		386,762.79	162,346.92	224,415.87			
1834		0.0055		388,889.99	163,239.83	225,650.16			
1835		0.0055		391,028.88	164,137.65	226,891.24			
1836		0.0055		393,179.54	165,040.41	228,139.14			
1837		0.0055		395,342.03	165,948.13	229,393.90			
1838		0.0055		397,516.41	166,860.84	230,655.57			
1839		0.0055		399,702.75	167,778.58	231,924.17			
1840		0.0055		401,901.12	168,701.36	233,199.76			
1841		0.0055		404,111.57	169,629.22	234,482.36			
1842		0.0055		406,334.19	170,562.18	235,772.01			
1843		0.0055		408,569.02	171,500.27	237,068.75			
1844		0.0055		410,816.15	172,443.52	238,372.63			
1845		0.0055		413,075.64	173,391.96	239,683.68			
1846		0.0055		415,347.56	174,345.62	241,001.94			
1847		0.0055		417,631.97	175,304.52	242,327.45			
1848		0.0055		419,928.95	176,268.69	243,660.25			
1849		0.0055		422,238.56	177,238.17	245,000.39			
1850		0.0055		424,560.87	178,212.98	246,347.89			
1851		0.0055		426,895.95	179,193.15	247,702.80			
1852		0.0055		429,243.88	180,178.71	249,065.17			
1853		0.0055		431,604.72	181,169.70	250,435.03			
1854		0.0055		433,978.55	182,166.13	251,812.42			
1855		0.0055		436,365.43	183,168.04	253,197.39			

References

- (1) Arı, İnan "Mustafa Kemal Atatürk'ün Eskişehir-İzmit Konuşmaları TTK, Ankara 1996 ,s.54
- (2) Mutlu, Cengiz "Milli Mücadelede Azalan Nüfus ve İzdivaç Meselesi". Atatürk Araştırma Dergisi,Yıl2013,cilt 29,sayı 85.s:169-206
- (3) Geray, Cevad "Türk İktisadi Gelişme Projesi, Türkiye'den ve Türkiye'ye Göçler ve Göçmenlerin İskanı", 1923-1963, SBF Maliye Enstitüsü, Ankara,1962
- (4) Ağaanoğlu, Yıldırım " Osmanlı'dan Cumhuriyet'e Balkanlar'ın Makûs Talihi GÖÇ ", Kum saati yayınları, 2001,İstanbul.
- (5) Sarıay, Yusuf "Cumhuriyet Döneminde Balkan Ülkelerinden Ankara'ya Yapılan Göçler, 2011, cilt 27.sayı 80 sh: 351-388 (Dergipark) Makale,
- (6) İçduygu, Ahmet. Erder Sema, Gençkaya Ö.Faruk " Türkiye'nin Uluslararası GÖÇ politikaları,1923-2023,Ulus –Devlet Oluşumundan Ulus Ötesi Dönüşümlere " MiRe Koç proje raporu 1/ 2o14,Tübitak Eylül 2009.
- (7) Yücelden, Şerafeddin "Yugoslavya Türkleri", Türk Dünyası El Kitabı, Ankara,1976,
- (8) Yücelden, Şerafeddin " Yugoslavya'dan Sessiz Türk Göçü", Türk Dünyası Dergisi Sayı 11,1968,İstanbul
- (9) Çolak, Filiz " Bulgaristan Türklerinin Türkiye'ye Göç hareketi 1950-51" Tarih okulu, sayı xiv.
- (10) M.Murat Erdoğan ve Ayhan Kaya." Türkiye'nin Göç Tarihi,14.Yüz Yıldan 21.Yüz Yıla Göçler", İstanbul Bilgi Üniversitesi Yayınları, Göç Çalışmaları, 1. Baskı, İstanbul, Haziran, 2015.
- (11) Baklacioğlu,N.Özgür " Yugoslavya'dan Türkiye'ye göçlerden Sayılar, Koşullar ve Tartışmalar, Sayfa :193-215 Macar, Elçin " Yunanistan'dan Anadolu'ya Göç : Nüfus Mübadelesi, sayfa: 173-185
- (12) Kirişçi,Kemal. Karaca , Sema"Hoş Görü ve Çelişkiler: 1989 ve 2011 'de Türkiye'ye yönelen kitlesel Mülteci Akınları,sayfa:299-301
- (13) Uzuner, Şebnem,"1923-1945 Yılları Arasında Gerçekleşen Göçler "Bingöl Araştırmaları Dergisi, Makale. (12) Duman, Önder. "Atatürk Döneminde Romanya'dan Türk Göçleri (1923-1938)", Bilig, S. 45,
- (15) Doğanay. Filiz." Türkiye'ye Göçmen olarak Gelenlerin Yerleşimi, DPT,1999, Ankara.
- (16) Dural ,A,Baran . Eseler, Bahriye. " İmparatorluktan Ulus –Devlete Rumeli'de yaşanan Türk Göçleri ve Muhacirlik Sorunu ",Editörler; Gürsoy Akça, İkbal Vurucu, Eğitim Yayınları, Aralık 2016. (PDF).

Table:1 Those Who Departed from Southern Serbia to Migrate to Turkey.

27.884 Türk
12.582 Sancak Müslümanı 1919-1923 Toplam:69.264
N.Ö. Baklacioğlu, Makale, S:198,

- 1912-1913 Balkan Savaşı sonrası 65.000 Yunanistan'dan Aktaran Halacioğlu, Ahmet
- 1912-1913 Makedonyanın bütünü dâhil, Rumeli'den 180.000-200.000 Göçmen Anadolu'ya. Halaçoğlu,1994:63
- Balkan Savaşları toplam 1 Milyon Göçmen Anadolu'ya, yolda ölen 200.000 Kalan 800,000 Göçmen. Şimşir, Bilal: Aktaran ,Halaçoğlu, Ahmet
- Balkan Savaşlarında Makedonya ve Trakya'dan 440.000 Bıyıklıoğlu, Tevfik: Aktaran Halacioğlu, Ahmet.
- 1912-1919 Arasında Tefvik Bıyıklıoğluna göre; Sırp-Yunan-Bulgar İşgaline uğrayan Makedonyadan 240.000 Türk Anadolu'ya, Aktaran: Çavuşoğlu, Halim.Sh:127, (Bıyıklıoğlu 1955;92-93
- 1876-1896 NuriAkyar'a göre Anadolu'ya 845.861 Göçmen Aktaran Çavuşoğlu, Halim,sh:127
- 1806-1812 Balkanlardan 200.000 Türk Bir kısmı İstanbul yolu ile ANADOLU'ya Çavuşoğlu, Halim .sh:126

Additional References especially before 1923

- (1) KARPAT, K., Osmanlı Nüfusu (1830-1914), çev. Bahar Tırnakçı, Tarih Vakfı Yurt Yayınları, İstanbul, (2003).
 - (2) ÖZBAY, F. ve YÜCEL B., Türkiye'de Göç Hareketleri, Devlet Politikaları ve Demografik Yapı, dergisi. ÖZBAY F. ve diğerleri, Nüfus, Kalkınma, Göç, Eğitim, Demokrasi ve Yaşam Kalitesi. Hacettepe Nüfus Etütleri Enstitüsü, Ankara, (2001), 1-68.
 - (3) TEKELİ, İ. Osmanlı İmparatorluğu'ndan Günümüzün Nüfusun Zorunlu Yer Değiştirmesi ve İskân Sorunu, Tarih Vakfı Yurt Yayınları İlhan Tekeli Toplu Eserleri -3, İstanbul, (2002), 141-170.
 - (4) Aktaran: İçduygu, Ahmet. Erder, Sema. Gençdayı, Faruk. "Türkiye'nin Uluslararası Göç Politikaları, Ulus devlet Oluşumundan Ulus Ötesi Dönüşümlere" (Sh:92,93 Tablo:3-1) ,Tübitak Proje Eylül 2009 /MiRe Koç yayını, 1/2014
 - (5) H,Vehbi, İmamoğlu"93 Harbinden Sonra Balkanlardan Anadolu'ya Göçler", Geçmişten Günümüze GÖÇ bildiri Kitabı ,Sh:148 Tablo I-II' den ayırıştırma, sh:148,149, (325.067).
 - (6) N,Özgür, Baklacioğlu "Yugoslavya'dan Türkiye'ye Göçlerde ,Sayılar,Koşullar ve Tartışmalar" Türkiye'nin Göç Tarihi,Makale, sh:192. İnstituti i Historise i Kosoves, 1924;S:42, aktaran, N.Ö.Baklacioğlu, "Türkiyenin Göç Tarihi , makaleler , Tablo:1, sh:198.
 - (7) Osmanlı Muhacirin Komisyonu kayıtlarına göre ise, göçlerin en yoğun olduğu 1919 ile 1926 yılları arasında Sırp-Hırvat-Sloven Krallığı'ndan 131 000 muhacir geldi) Aktaran Eren, H.1993:298, Aktaran, Baklacioğlu,age,Tablo :1,sayfa:193-194
 - (8) DEMİRTAŞ, Mehmet, 93 Harbi Sonrası Doğu Anadolu Nüfus Hareketleri, Yüzüncü Yıl Üniversitesi Sosyal Bilimler Enstitüsü Tarih Anabilim Dalı Yayınlanmamış Yüksek Lisans Tezi, Van 1996.
 - (9) Yapıcı, Hakkı , "93 Harbi Sonrasında Yaşanan Göçler ve Neticeleri" Sosyal Bilimler Araştırmaları Dergisi. I, (2012): 181-189
 - (10) Emgili, F, "Yeniden Kurulan Hayatlar: Boşnakların Türkiye'ye Göçleri (1878-1934)", Bilge Kültür Sanat Yayınları, İstanbul 2012, s. 128-130.
 - (11) Emgili, F "Bosna-Hersek'ten Türkiye'ye Göç,1878-1934, Doktora Tezi Ankara Üniversitesi, 2001
 - (12) Çavuşoğlu.Halim, "Yugoslavya-Makedonya" Topraklarından Türkiye'ye Göçler ve Nedenleri *bilig, Bahar / 2007, sayı 41 ve 1876 -1878 arasında 845.861 kişi Anadolu'ya göç,sh:127
 - (13) HALAÇOĞLU, Ahmet, (1994), Balkan Harbi Sırasında Rumeli'den Türk Göçleri (1912-1913), Ankara: TTK Yayınları, TTK Basımı.
 - (14) Yıldırım, Seyfi. "Balkan Savaşları ve Sonrasındaki Göçlerin Türkiye Nüfusuna Etkileri",Makale, CTAD,yıl8,S:16,sayfa:75-92
- (*) 1923 Öncesi Veriler için kaynakça Özet Bilgi olarak verilmiştir.
- Göçmen, Muhacir, Sığınmacı Kavramları ."Osmanlının Rumeli-i Şahaneden çekilirken"Müslüman Göçmenleri" MUHACİR (Hicret edenler olarak kaydedildi.) Ağaanoğlu,2001. Aktaran N.Ö. Baklacioğlu , Makale, Sh:295

-93 Harbinden (1877-1878) harbinden itibaren Osmanlının Rumeli-i Şahaneden çekilmesi ile birlikte "1 Milyon 450 bin 000'i aşkın Muhacirin ANADOLUYA sığınmasından bahsedilir" (Eren;1993) . Aktaran : N.Ö.Baklacioğlu Makale, Sh.298Additionla